

DYN P48
• SERIES •

• USER •
MANUAL

S
W
I
S
S
M
A
D
E
+

ELECTRODYNAMIC MOVING COIL CONTACT MICROPHONE



SCHERTLER



V3EN

WWW.SCHERTLER.COM

Congratulations on purchasing a SCHERTLER® DYN P48 Series microphone. It is our pleasure to welcome you to a growing family of musicians and technicians, including many of the world's leading soloists and sound engineers, who have chosen to work with SCHERTLER® products.

DYN P48 Series microphones represent the latest generation of our flagship range, which has proved a firm favorite for over 20 years. Developments in electronics and filtering technology have enabled us to match each model even more precisely to the sound characteristics of its intended instrument. This has led to more natural-sounding results and more user-friendly operation.

All SCHERTLER contact microphones are developed and manufactured according to the highest standards of design, material quality and workmanship in order to ensure longevity. However, it is important to always handle your microphone with care so that it will provide reliable service.

In our continuing quest to improve the transmission and reproduction of acoustic instrument sound, we hope that our DYN P48 Series microphones will also enhance your personal performing or recording experience.

Stephan Schertler
and the SCHERTLER Team

SCHERTLER DYN P48 Series contact microphones are high-quality transducers designed for professional applications. Suitable for use on a variety of instruments in both live/amplified and studio environments, these fully-balanced, active, dynamic contact microphones can be safely applied to even the most valuable of instruments using the special adhesive putty provided.

The microphones can be quickly transferred between instruments during performances or recording sessions. Once in place, their lightweight design makes them unobtrusive to the performer.

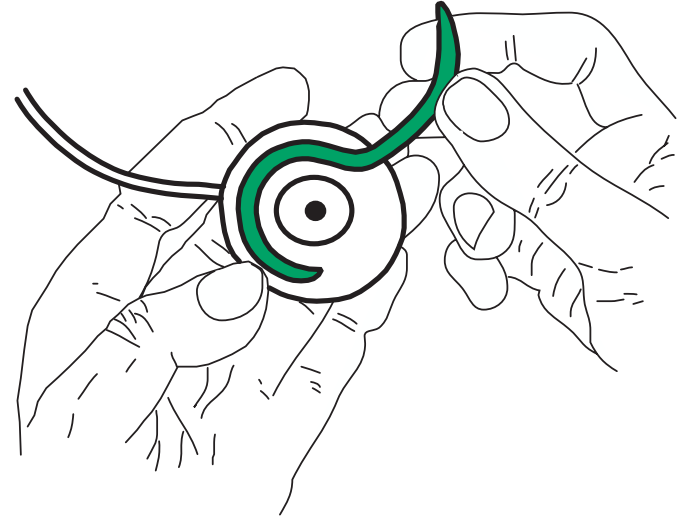
A balanced XLR connector enables direct connection to a microphone input on a mixing console, or a full range amplification system. (Note: these contact microphones require 22 to 48 VDC phantom power, with the exception of the passive DYN UNI.) The torsion-resistant, Kevlar-reinforced cable is designed to withstand the rigors of daily use while delivering best possible performance results.

SCHERTLER DYN P48 Series microphones all feature built-in Class-A preamps and advanced filtering technology that enables an optimum frequency response to be obtained from each individual instrument.

To make the most of your microphone's capability and to ensure trouble-free operation, please read this manual carefully before using the mic for the first time. We also advise keeping the manual for future reference.

SCHERTLER DYN P48 Series: Made in Switzerland

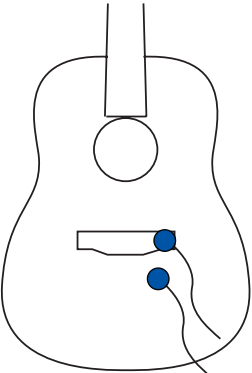
FITTING THE MICROPHONE



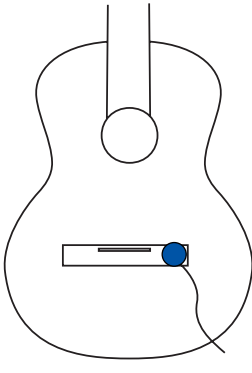
- Using the GREEN PUTTY supplied in the package, form a ball that is approximately 8mm in diameter.
- Place the ball on a flat surface and “work” the putty back and forth to form a “worm” of around 6 cm in length.
- Apply the “worm” of putty lightly to the underside of the microphone, as shown above. Make a complete ring around the surface - this will create a “vacuum” effect once the microphone is attached to the instrument, thus ensuring improved adhesion.
- Fit the microphone to the instrument by pressing firmly. Don’t press too hard, but press firmly enough to achieve sufficient contact. At the same time, twist the microphone back and forth slightly to allow any trapped air to escape. When the microphone has been correctly fitted, you will feel that the center spot is making contact with the instrument.

Note: This putty is derived from a special inert formula, so it can be used many times without presenting any risk to even the finest of instrument finishes. If any trace is left on the instrument it can easily be removed. Take a generous dab of putty from the container and use it as an eraser by making “dabbing” motions. This completely removes any residue that might be left when the microphone is detached.

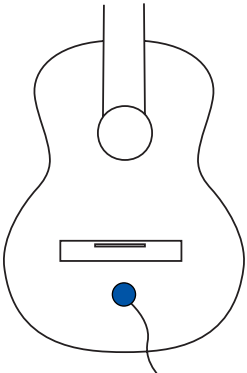
RECOMMENDED POSITIONING



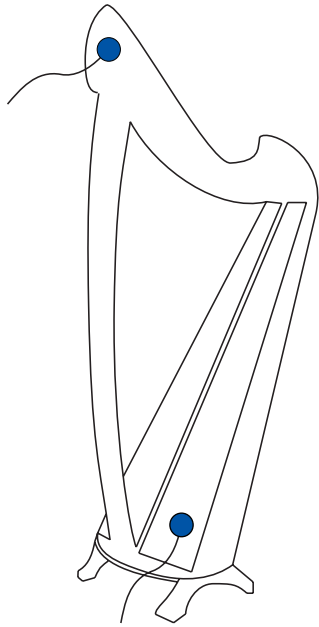
steel string guitar



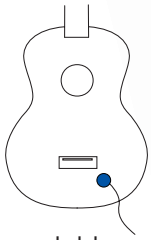
nylon string guitar



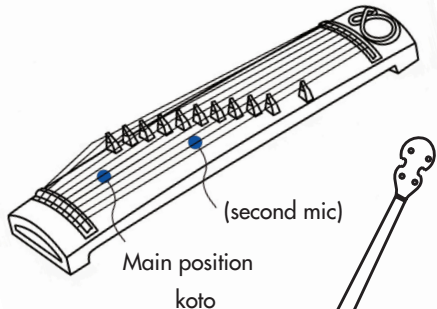
flamenco / jazz guitar



harp

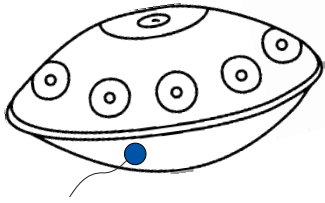


ukulele

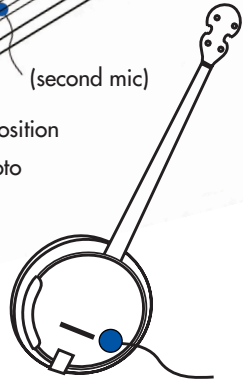


Main position koto

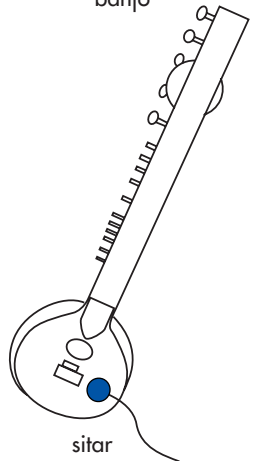
(second mic)



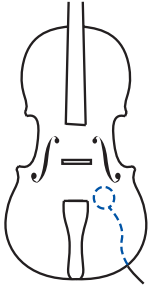
handpan



banjo



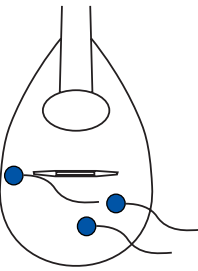
sitar



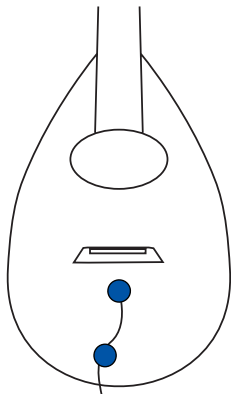
violin / viola



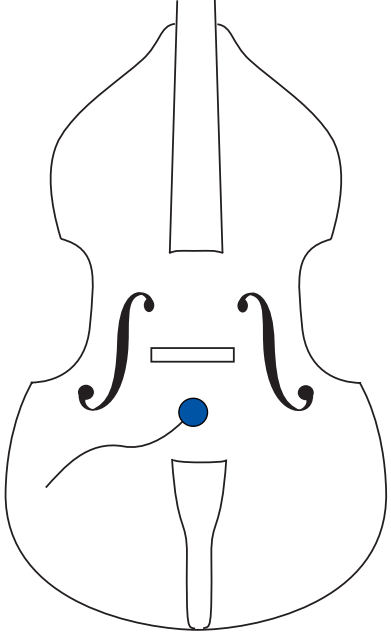
Use GREEN PUTTY to apply CA HOLDER



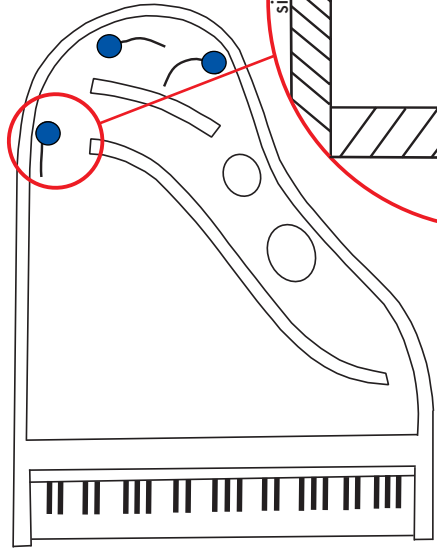
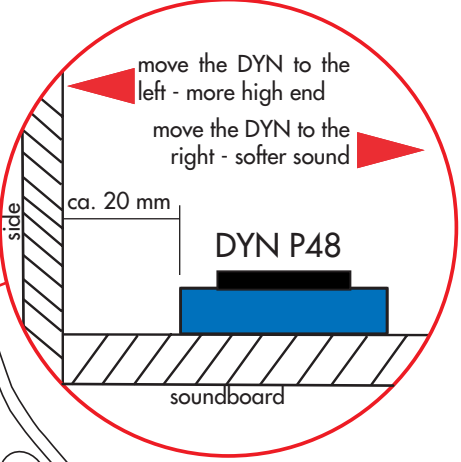
mandolin



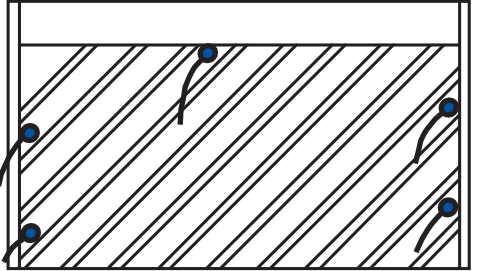
oud



double bass / cello



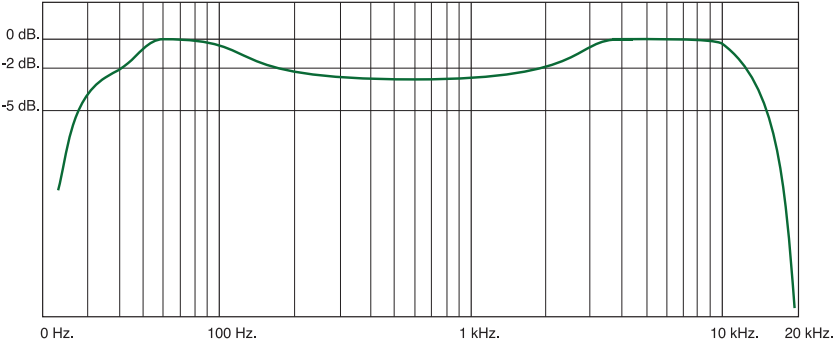
grand piano



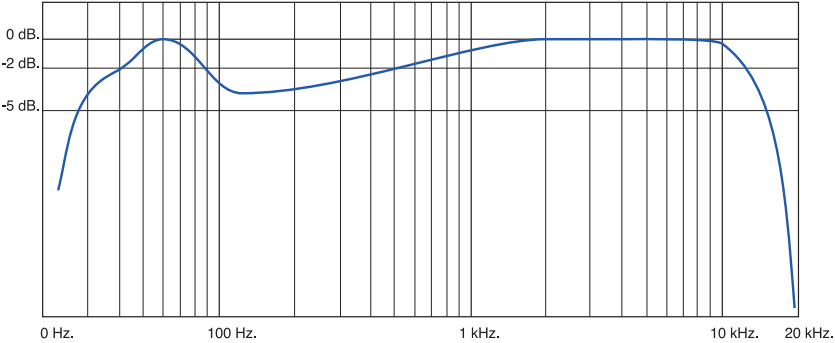
upright piano

ACTIVE FILTERS

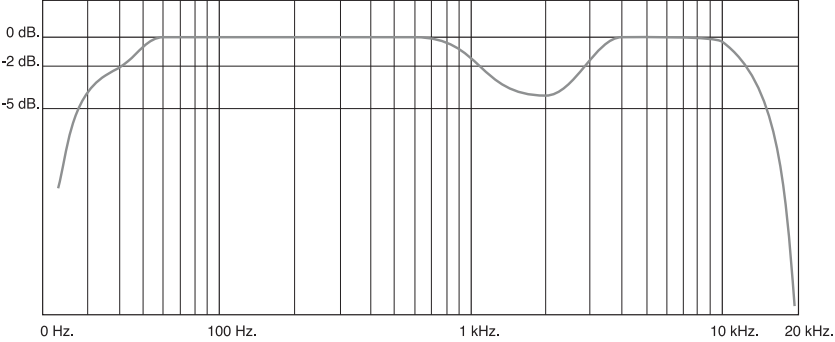
DYN G P48 - DYN OUD P48



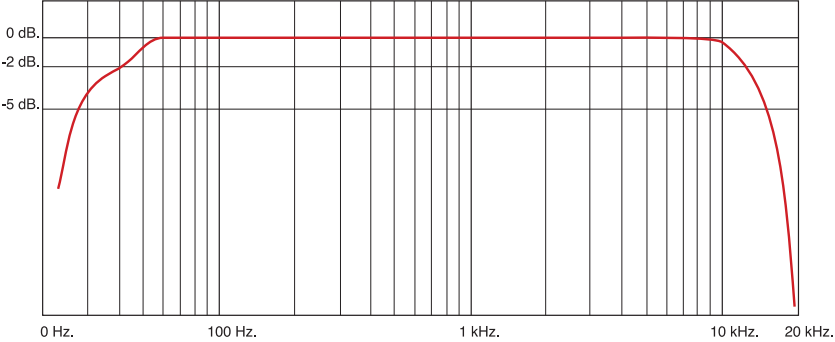
DYN B P48 - DYN C P48 - DYN H P48 - DYN P P48 - DYN GP P48



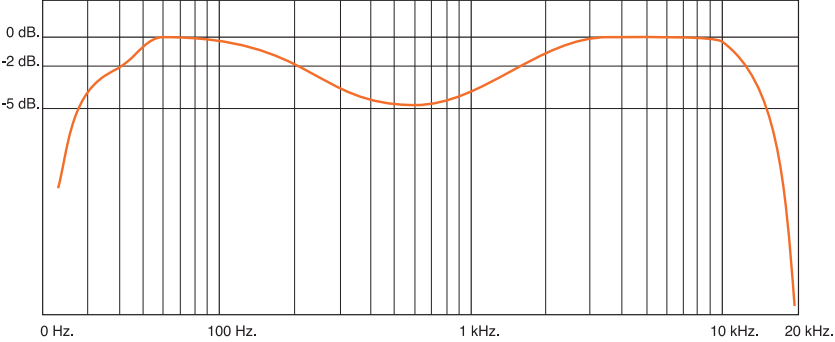
DYN V P48



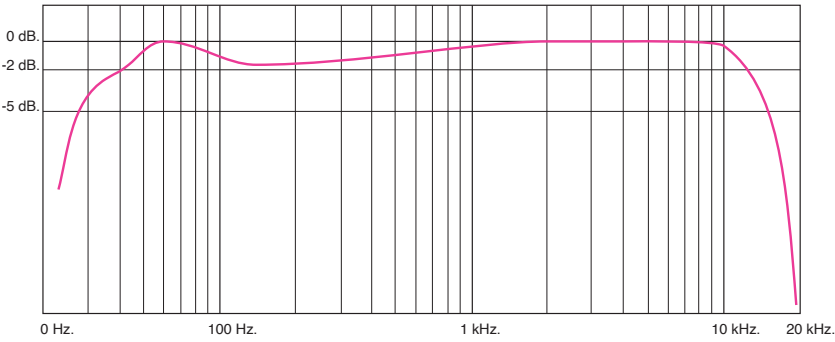
DYN UNI P48 - DYN UNI



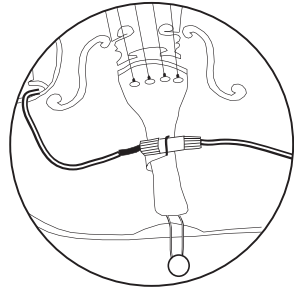
DYN M P48 - DYN UKE P48



DYN HP P48 - DYN K P48

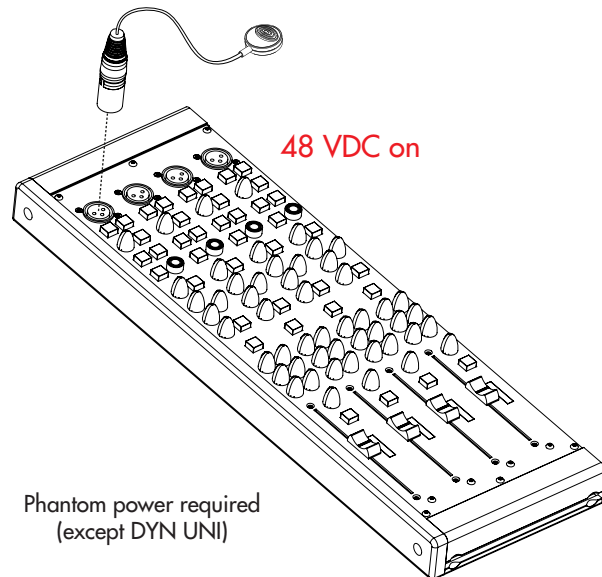
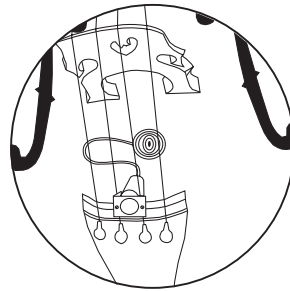


CONNECTIONS



DYN V P48 and
DYN C P48 with
binder connector

DYN B P48 with
custom XLR
connector mounted
between strings



Phantom power required
(except DYN UNI)

TECHNICAL INFORMATION

DYN P48

Transducer type	Electrodynamic moving coil active contact microphone
Mechanical decoupling	Butterworth 2nd order, $Q = 0.6$
Frequency response (@ ± 3 dB) - filtered*	20 Hz to 16 kHz
Sensitivity	ca. -30 dBu
Dynamic range	139 dB
Output impedance (@ 1 kHz)	280 Ω
Operating voltage	22 to 48 VDC
Built-in preamp	Yes, Class-A
External preamp	No
Contacts	All hard gold plated 0.5 mm
For fixed installation	No
Removable	Yes
Connection	XLR balanced
Cable length	DYN G P48 / DYN M P48 / DYN UKE P48 - 2.2 m DYN V P48 - 2.2 m - pickup to binder conn. + extra cable binder conn. to XLR DYN B P48 - 0.3 m - custom connection to string holder DYN C P48 - 1.3 m - pickup to binder conn. + extra cable binder conn. to XLR DYN H P48 / DYN P P48 / DYN GP P48 - 1.4 m DYN UNI P48 / DYN HP P48 / DYN K P48 - 3 m

DYN UNI

Transducer type	Electrodynamic moving coil contact microphone
Mechanical decoupling	Butterworth 2nd order, $Q = 0.6$
Frequency response (@ ± 3 dB) - filtered*	40 Hz to 14 kHz
Sensitivity	ca. -38 dBu
Dynamic range	139 dB
Output impedance (@ 1 kHz)	380 Ω
Operating voltage	No (passive)
Built-in preamp	No
External preamp	No
Contacts	All hard gold plated 0.5 mm
For fixed installation	No
Removable	Yes
Connection	XLR balanced
Cable length	4 m

*Output frequency response is electronically filtered to better match the specific application.

FAQ

Do I have to change the GREEN PUTTY every time I remove the pickup from the instrument?

No, you can always use the same putty. If it becomes drier or harder, you can simply restore it by manipulating and remodeling it with your fingers. It will then return to its soft, sticky state ready for the next use. There is no need to change the GREEN PUTTY every time.

I lost the GREEN PUTTY, how can I buy a new one?

GREEN PUTTY, like every other SCHERTLER accessory, can be purchased directly from the SCHERTLER webshop www.schertler.com

Using the GREEN PUTTY, is there any risk for my instrument finish?

No, the GREEN PUTTY is 100% natural rubber and doesn't in any way ruin the finish of your instrument. You can stick it on and remove it as many times you want with no harm done.

Is my setup correct?

For specific information on personal instrument compatibility or setup, please email our assistance service. Our specialists will be pleased to help you. You can find all our contacts in the footer of every SCHERTLER website page: www.schertler.com

Have I fitted the microphone correctly? is there a video?

You can follow the "Fitting the Microphone" and "Recommended Positioning" instructions in this manual. There are also some tutorial videos on the SCHERTLER YouTube channel (please subscribe if you like). However, please bear in mind that the positioning might affect the overall sound, depending on your personal taste or the characteristics of your instrument.

Does my DYN P48 work when connected directly to my SCHERTLER amp that has 24 V phantom power labeling?

Yes, DYN P48 mics work from a minimum voltage of 22 VDC. However, higher levels (up to 48 VDC) provide greater volume and the full dynamic range of the pickup's output.

Can I use my DYN with a wireless system?

You can basically regard your DYN as a condenser microphone. As long as the wireless system supports a condenser mic, it should work with your DYN pickup. Remember that active DYN P48 pickups require phantom power in order to work, so the wireless transmitter must provide it for the pickup. The passive DYN UNI can simply be connected to the XLR input on the wireless transmitter.

The cable length of my DYN is too short, what can I do?

You can use a common balanced XLR-XLR microphone cable as an extension for the connection of your DYN.

APPENDIX

WARRANTY

All SCHERTLER products are covered by a limited two-year factory warranty in respect of manufacturer defects. Details can be obtained from your local dealer / representative.

SCHERTLER SA strongly believes in "common sense". Therefore, misuse of our products is not covered under rights obtained through our warranty policy, or through internationally recognized terms and conditions. For more information on warranty, please visit the General Condition's page at www.schertler.com

PRODUCT DISPOSAL

This product must not be disposed of in general household waste. It should be taken to a disposal center for electrical / electronic waste. Please note any local or national regulations that may be applicable here.

TRADEMARKS

The SCHERTLER® name and logo are registered trade names / trademarks of SCHERTLER SA Switzerland. All SCHERTLER® products use proprietary technology and are covered by one or more worldwide patents.

DISCLAIMER

All information and technical specifications published here are based on data that was available at the time of publication. SCHERTLER is, however, constantly aiming to improve its range of products and therefore reserves the right to amend product specifications and information without notice. SCHERTLER takes no responsibility for any direct or indirect damage (including loss of profit), which arises as a result of, or in connection with the information in this manual.

COPYRIGHT

This manual is the property of SCHERTLER SA and, as such, is subject to Swiss copyright law. No part of this manual should be reproduced, edited or distributed without prior consent from SCHERTLER.



ACOUSTIC
· AUDIO ·
PRODUCTS

S
W
I
S
S



SCHERTLER



M
A
D
E
+

VIA BEROLDINGEN 18
6850 HENDRISCH
SWITZERLAND
T +41 (0) 91630 0710
F +41 (0) 91630 0711
INFO@SCHERTLER.SWISS
WWW.SCHERTLER.COM